

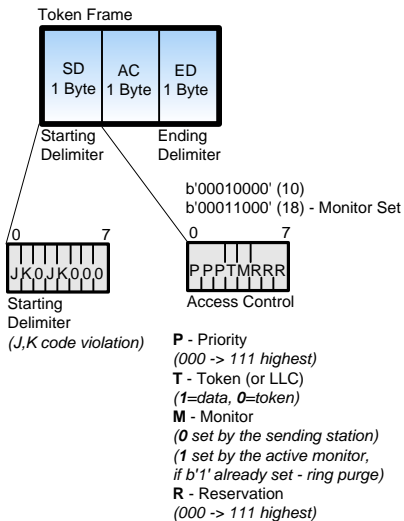
Maximum packet size:  
**4,523 @ 4Mb**  
**17,851 @ 16Mb**  
 Minimum packet size:  
**3 (Token Frame)**

# Token Ring (IEEE 802.5) Packet Layout

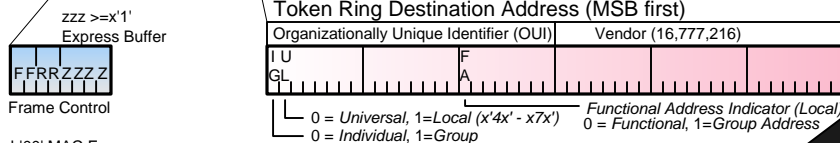
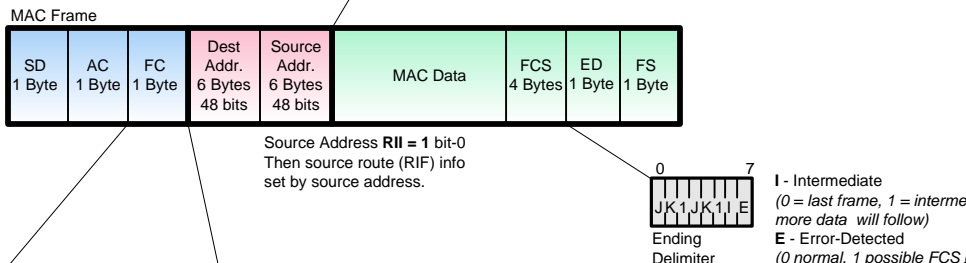
4 / 16 / 100 Megabits per second - self healing technology

**Classes**  
 x'0' - Ring Station  
 x'1' - DLC LAN Mgr  
 x'4' - Config Rpt Srv  
 x'5' - Ring Parm Srv  
 x'6' - Ring Error M

**Class**



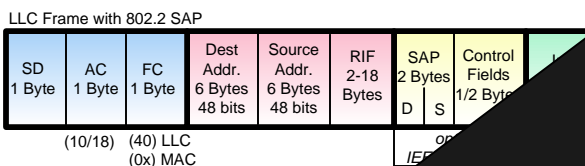
The J and K bits are code violation symbols. Intentional improper transitions against the clock signal in the Differential Manchester Code.



If I/G and U/L bits = 1 and FA = 0 - then a functional address  
 I/G bit is MSB (non-canonical) - sent first on the wire.

- MAC Frames (Destination Addr.)**
- C0-00-00 00-00-01 Active Monitor
  - C0-00-00 00-00-02 Ring Parameter Server
  - C0-00-00 00-00-08 Ring Error Monitor
  - C0-00-00 00-00-10 Configuration Rpt Srv
  - C0-00-00 00-00-80 NetBios
  - C0-00-00 00-01-00 Bridge
  - C0-00-00 00-20-00 LAN Network
  - C0-00-00 00-80-00 thru C0-00-40 00-00-00 Use
  - C0-00-FF FF-FF-FF

All ring stations copy MAC frames - if destination address matches (Individual / Group)



**Maximum Network Diameter**  
 IBM - 8 Rings / 7 Bridges  
 IEEE - 14 Rings / 13 Bridges

Active (05) and Standby (06) monitor present frames are sent every 7 seconds to destination address C0-00-FF FF-FF-FF

A network the (10m

\* used in All-Routes Broadcast